

ITEM	DESCRIPTION	QTY.	REMARKS
A	10mm (3/8") x 75mm (3") x 180mm(7")	2	30° Bevel one edge
B	16mm (5/8") x 75mm (3") x 180mm (7")	2	30° Bevel one edge
C	4 Inch Sch 80 Pipe X 4" 30° bevel one end	2	30° Bevel one end

**INSTRUCTIONS**

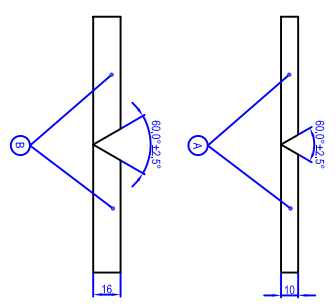
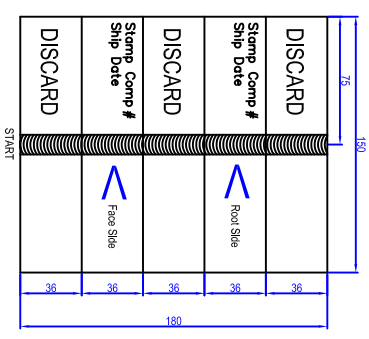
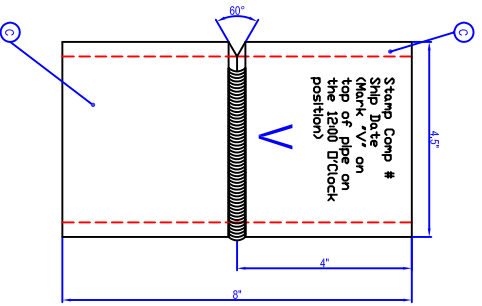
Test Plate #1A  
 Position: \_\_\_\_\_  
 Process: \_\_\_\_\_  
 Filler Material: \_\_\_\_\_

Test Plate #1B  
 Position: \_\_\_\_\_  
 Process: \_\_\_\_\_  
 Filler Material: \_\_\_\_\_

Test Pipe #1C  
 Position: \_\_\_\_\_  
 Process: \_\_\_\_\_  
 Filler Material: \_\_\_\_\_

**ASSESSMENT**  
 Visual assessment of all welds  
 Bend test Root and face of all welds  
 Radiographic examination of all welds

Designed by	Drawn By	Date	ISO A	Scale
	Web-Off Nick Peterson	June 1, 2007		NONE
at the AWS Welding Show Las Vegas, NV 2008			Name	Revision
			PROJECT TASK #1 A,B,&C	Sheet 1 of 1
			Trade	Revision
			10 WELDING	0



1 2 3 4 5 6 7 8