



---

# SENSE Completion Process

*Developed by the  
American Welding Society  
as part of the  
SENSE Workshop Series*



# Full or **Partial** Completion

(Only applies to Level I - Entry Welder)

---

- Modules that must be completed:
  - Module 1 – Occupational Orientation
  - Module 2 – Safety and Health of Welders
  - Module 3 – Drawing and Welding Symbol Interpretation
  - Module 8 – Thermal Cutting Processes  
(Units 1 and 3 minimum)
  - Module 9 – Welding Inspection and Testing



# Successful Full Completion

---

- Record of Successful Completion form
  - Trainee's name and address
  - Actual grade on the written safety test – 100%
  - Actual grade on the other modules' written tests – 75%
- Workmanship Sample - Visual Inspection form (found in QC10)
- Face- and Root-Bend Tests Results form (found in QC10)
- \$15 fee per student



## Successful Partial Completion

---

- Record of Successful Completion form
  - Trainee's name and address
  - Actual grade on the safety written closed book test – 100%
  - Actual grade on written, closed book tests for modules completed – 75%
- Workmanship Sample - Visual Inspection form (found in QC10)
- If applicable, Face- and Root-Bend Tests Results form (found in QC10)
- \$15 fee per student



# Completion Forms

---

1. Record of Successful Completion
2. Performance Qualification
  - Visual Inspection Results
3. Face- and Root-Bend Test Results



# American Welding Society

**SENSE**

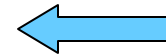
Make check payable to AWS  
Mail to AWS Education Services  
550 NW LeJeune Road, Miami Florida 33126

## Record of Successful Completion Level I – Entry Welder

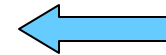
AWS USE ONLY	
Check #	
Date	
Amount	
Account	
Batch	

Please fill in all pertinent information correctly and include a check for \$15.00 per student. Please allow at least 4 weeks for processing.

Participating Organization (PO) \_\_\_\_\_  
 PO Address \_\_\_\_\_  
 Phone Number \_\_\_\_\_  
 PO Certificate Number \_\_\_\_\_  
 Student Name \_\_\_\_\_  
 Student Address \_\_\_\_\_  
 Check one: Send AWS SENSE Certificate to  Student  School



Mail completion forms to AWS. Include \$15 fee per student.

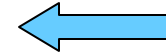


All information must be filled out correctly.

### Written Knowledge Test Scores

Date	Score	Modules	Passing Score
		1 – Occupational Orientation *	No Test
		2 – Safety and Health of Welders *	100%
		3 – Drawing and Welding Symbol Interpretation *	75%
		4 – Shielded Metal Arc Welding	75%
		5 – Gas Metal Arc Welding	75%
		6 – Flux Cored Arc Welding	75%
		7 – Gas Tungsten Arc Welding	75%
		8 – Thermal Cutting Process * †	75%
		9 – Welding Inspection and Testing *	75%

\* Required module for Level I Entry Welder Completion (plus one welding process module).  
† Completion of Units 1 and 3 minimum.

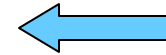


Fill in written test score as a percentage and the date when exam was completed.

### Workmanship Performance Test Results

Date	Welding Process Modules	Bend Test (SMAW) *		Visual Examination Results *	
	4 – Shielded Metal Arc Welding			Pass	Fail
	• SMAW 2G Face-bend	Pass	Fail		
	• SMAW 2G Root-bend	Pass	Fail		
	• SMAW 3G Face-bend	Pass	Fail		
	• SMAW 3G Root-bend	Pass	Fail		
	5 – Gas Metal Arc Welding			Pass	Fail
	6 – Flux Cored Arc Welding			Pass	Fail
	7 – Gas Tungsten Arc Welding			Pass	Fail
	8 – Thermal Cutting Process			Pass	Fail

\* Visual examination and/or bend tests must pass for successful completion of selected module(s).



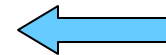
Mark practical test result as Pass or Fail for welding process(es) completed.

I attest that the above named student has successfully completed the requirements for SENSE Level I Entry Welder in accordance with AWS QC10 and AWS EG2.0 documents.

\_\_\_\_\_  
Name of Instructor or Senior Official (please print)

\_\_\_\_\_  
Signature

\_\_\_\_\_  
Date



Sign and date by instructor.



# American Welding Society

## SENSE

### Performance Qualification

#### VISUAL INSPECTION RESULTS

Name of Trainee \_\_\_\_\_

Trainee ID # \_\_\_\_\_

Sample # \_\_\_\_\_

Weld Size:

Undersize  OK  Oversize

Undercut:

Acceptable  Rejected

Porosity:

Diameter of Largest \_\_\_\_\_

Acceptable  Rejected

Overlap:

Acceptable  Rejected

Penetration:

Acceptable  Rejected

Appearance:

Acceptable  Rejected

Cracks:

Acceptable  Rejected

Name \_\_\_\_\_ Date \_\_\_\_\_  
(Please Print)

Signature \_\_\_\_\_

Must be filled out and submitted to AWS for each welding process tested.



Sign and date by instructor or test supervisor.



# American Welding Society

## SENSE

### Face- and Root-Bend Test Results

Name of Trainee

\_\_\_\_\_

Trainee ID #

\_\_\_\_\_

Sample #

\_\_\_\_\_

2G Face-bend:

Length of each discontinuity (Over 1/32 in.)    \_\_\_\_\_    \_\_\_\_\_    \_\_\_\_\_    \_\_\_\_\_    Sum \_\_\_\_\_

Accept     Reject

2G Root-bend:

Length of each discontinuity (Over 1/32 in.)    \_\_\_\_\_    \_\_\_\_\_    \_\_\_\_\_    \_\_\_\_\_    Sum \_\_\_\_\_

Accept     Reject

3G, Uphill Face-bend:

Length of each discontinuity (Over 1/32 in.)    \_\_\_\_\_    \_\_\_\_\_    \_\_\_\_\_    \_\_\_\_\_    Sum \_\_\_\_\_

Accept     Reject

3G, Uphill Root-bend:

Length of each discontinuity (Over 1/32 in.)    \_\_\_\_\_    \_\_\_\_\_    \_\_\_\_\_    \_\_\_\_\_    Sum \_\_\_\_\_

Accept     Reject

Name \_\_\_\_\_ Date \_\_\_\_\_  
(Please Print)

Signature \_\_\_\_\_

Must be filled out and submitted to AWS for SMAW welding process.




Sign and date by instructor or test supervisor.

# Certificate

---

AWS mails  
SENSE Completion  
Certificate and  
Certification Card  
to the training  
organization.

Certificate may be mailed  
to trainee  
at his/her request.





# Record of Completion

---

Graduate's name is added to the  
AWS SENSE  
Entry Welders database.



## Contact Information

---

For further information on SENSE,  
please contact:

AWS Education Services

800-443-9353, ext. 455 or 237

[education@aws.org](mailto:education@aws.org)

[www.aws.org](http://www.aws.org)